




LIFTERS
TORRES ELEVADORAS



INDEX | ÍNDICE

Top Load lifts | Torres Carga Superior

TP-20	7
TE-034	8
TE-046	9
TE-06	10
TE-064	11
TE-071	12
TE-074	13
TE-076	14
TE-086	15

Front Load lifts | Torres Carga Frontal

TL-054	17
TL-056	18
TL-063	19
TL-075	20
TL-078	21
HDT-8	22

Line Array Lifts | Torres Line Array

TL-A150	24
TL-A220	25
TL-A300	26
TL-A400/8	27
TL-A500	28

Truss Tower Lifts | Torres Estructurales

TE-30	31
TE-30M	32
GS-30	33
GS-40	34
PIRAM	35

Accessories | Accesorios

Top Load Lifts Accessories Accesorios Carga Superior	37
Front Load Lifts Accessories Accesorios Carga Frontal	40

Towerlift Comparative Chart Tabla comparativa Torres Elevadoras	42
---	----

WHY VMB LIFTERS?



Experience: With 25 years experience manufacturing lifts VMB has had plenty of time to ensure that they deliver the best possible lifts available on the market.

Innovation: Our R&D department are constantly looking at ways to deliver the most up to date lifts on the market as well as improving and developing existing models.

Choice: VMB offer 20 different models from the smallest TE-034 to the largest TL-A500. Every lift offers a different function depending on its intended use and we ensure we maximise every lifts' features so that they deliver the best possible results in every situation.

Safety: VMB designed and patented the very first Auto Lock Security. The ALS is an automatic blocking system which ensures the lift is secured during erection and descent and makes it impossible for the load to fall. Front loading lifts also offer the ILS which is an Inertia Lock System acting in a similar way to a car seat belt thus offering added safety.

Quality: All VMB lifts are manufactured in Spain using only the finest materials and components available. We try to use nylon instead of plastic, source the most robust wheels, use only the best winches as well as the highest grade aluminium and steel.

Reliability: VMB lifts undergo a strict quality control making sure that every single lift dispatched, leaves in the best possible Standard.

Packaging: VMB lifts are packaged individually with pur foam and cardboard to ensure they arrive to the customer in perfect condition.


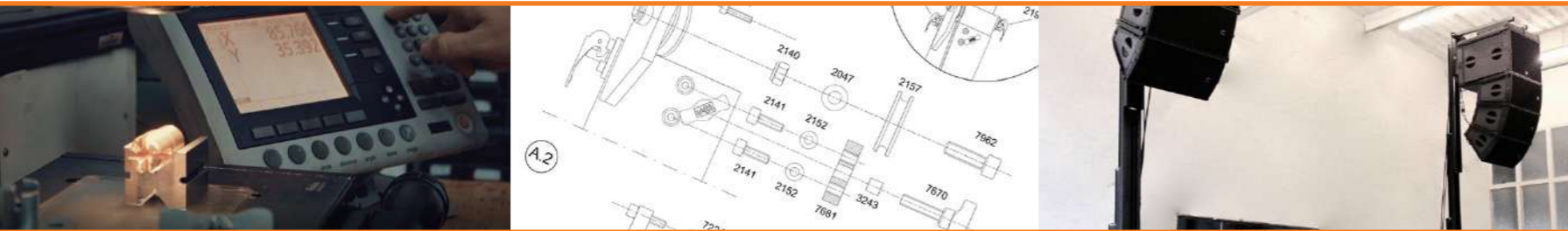
Manuals: All VMB lifts leave with their own manual which includes certificates, user instructions, piece by piece detail and spare part codes for easy ordering.

Practical: VMB lifts offer an excellent size//weight ratio, are easy to move from truck to venue and and extremely user friendly when setting up.

Certification: BGV-C1 certified. All VMB lifts are BGV-C1 certified offering the user that extra reassurance.

Support: VMB has a World Wide distribution network offering sales and service to all VMB users. VMB distributors offer a quick and reliable service and are able to offer spare parts in record time.

Line Array Lifting: In 2008 VMB introduced the very first lift, specifically designed for hanging Line Array. Now, 5 Line Array lifts are available The TL-A150, TL-A220, TL-A300, TL-A400/8 and the TL-A500. These lifts have gone on to become a favourite for users of lifts looking for a practical solution for elevating their line array quickly and safely.





ALS (Auto-Lock-Security)

TP-20

The NEW lifting tower in our range. It is recommended for level, flat floors such as stages, terraces and indoor applications. Designed to maintain a perfect balance between lightness and strength, weighing only 15kg, this lifter can load 100kg to a height 3m. Easy to assemble and carry, it can fit in the boot of a car. It is composed of aluminium profiles with high resistant, anti-torsion steel cable and guided through reinforced pulleys. A wide range of accessories are available for this compact telescopic lifter. As will all our lifting towers safety is guaranteed with our ALS automatic locks, patented and exclusive to VMB Prolifts.

TOP LOAD LIFTS

Maximum height <i>Altura máxima</i>	3 m	9.84'
Maximum load <i>Carga máxima</i>	100 kg	220 lb
Folded height <i>Altura plegada</i>	1.42 m	4.66'
Work surface <i>Superficie de trabajo</i>	1.22x1.41m	4x4.63'
Weight <i>Peso</i>	15 kg	33 lb
Winch <i>Cabrestante</i>	450 kg	990 lb
Safety <i>Seguridad</i>	ALS system	
Adaptor <i>Adaptador</i>	Ø35 mm PSU-034 / PSU-06 / PSA-01	



TE-034

The TE-034 is a telescopic Towerlift, designed to be used in all kinds of small event such as shows, presentations and all other industrial uses.

Once folded, it is compact enough to fit in the boot of a car. The TE-034 Towerlift is built with three steel telescopic profiles operated with a cable through a manual winch with a disc brake.

The sections remain automatically fixed to the required height by the locks of the exclusive ALS Auto Lock Security system.

The ALS system fixes the sections to the required height, blocking the Towerlift and making it impossible for the load to fall. It guarantees complete working security on stage. It has four extendable and adjustable legs with non-slip feet and a bracket with a magnet for housing the EX-034 extension bar. Once the towerlift is folded, a handle makes the transport in horizontal position easier.



Magnet for housing the EX-034 extension bar

Maximum height <i>Altura máxima</i>	3.8 m	12.5'
Maximum load <i>Carga máxima</i>	125 kg	275 lb
Folded height <i>Altura plegada</i>	1.26 m	4.1'
Work surface <i>Superficie de trabajo</i>	1.5x1.5m	4.9x4.9'
Weight <i>Peso</i>	21 kg	47 lb
Winch <i>Cabrestante</i>	450 kg	990 lb
Safety <i>Seguridad</i>	ALS system	
Adaptor <i>Adaptador</i>	Ø35 mm PSU-034 / PSU-06 / PSA-01	



ALS (Auto-Lock-Security)



ALS (Auto-Lock-Security)



TE-046

One of the most versatile lifters, normally recommended for flat floors or indoor areas. Designed as the XL version of the best-selling VMB TE-034 lifting tower, it weighs only 31kg and is capable of lifting 150kg to a height of 4.6m.

It is composed of 3 steel profiles with high resistant, anti-torsion steel cable and guided through reinforced pulleys.

A wide range of accessories are available for this compact telescopic lifter. As will all our lifting towers safety is guaranteed with our ALS automatic locks, patented and exclusive to VMB Prolifts.

Maximum height <i>Altura máxima</i>	4.6 m	15.1'
Maximum load <i>Carga máxima</i>	150 kg	330.7lb
Folded height <i>Altura plegada</i>	1.63 m	5.35'
Work surface <i>Superficie de trabajo</i>	1.75x1.75m	5.74x5.74'
Weight <i>Peso</i>	31 kg	68.34 lb
Winch <i>Cabrestante</i>	450 kg	990 lb
Safety <i>Seguridad</i>	ALS system	
Adaptor <i>Adaptador</i>	Ø35 mm PSU-034 / PSU-06 / PSA-01	



TE-06

The TE-06 is a telescopic Towerlift designed to be used in shows, presentations and many different industrial uses.

The TE-06 Towerlift is built with three steel telescopic profiles operated with a cable through a manual winch with a disc brake. The sections remain automatically fixed to the required height by the locks of the exclusive ALS Auto Lock Security system.

The ALS system fixes the sections to the required height, blocking the Towerlift and making it impossible for the load to fall. It guarantees complete working security on stage.

It has four stabilising legs that come with adjustable disc feet with non-slip injected rubber. Stabilising legs can be removed and placed in special compartments on the base. A handle and two rear wheels are provided for easier transportation.

A spirit level helps to maintain the vertical position of the Towerlift.

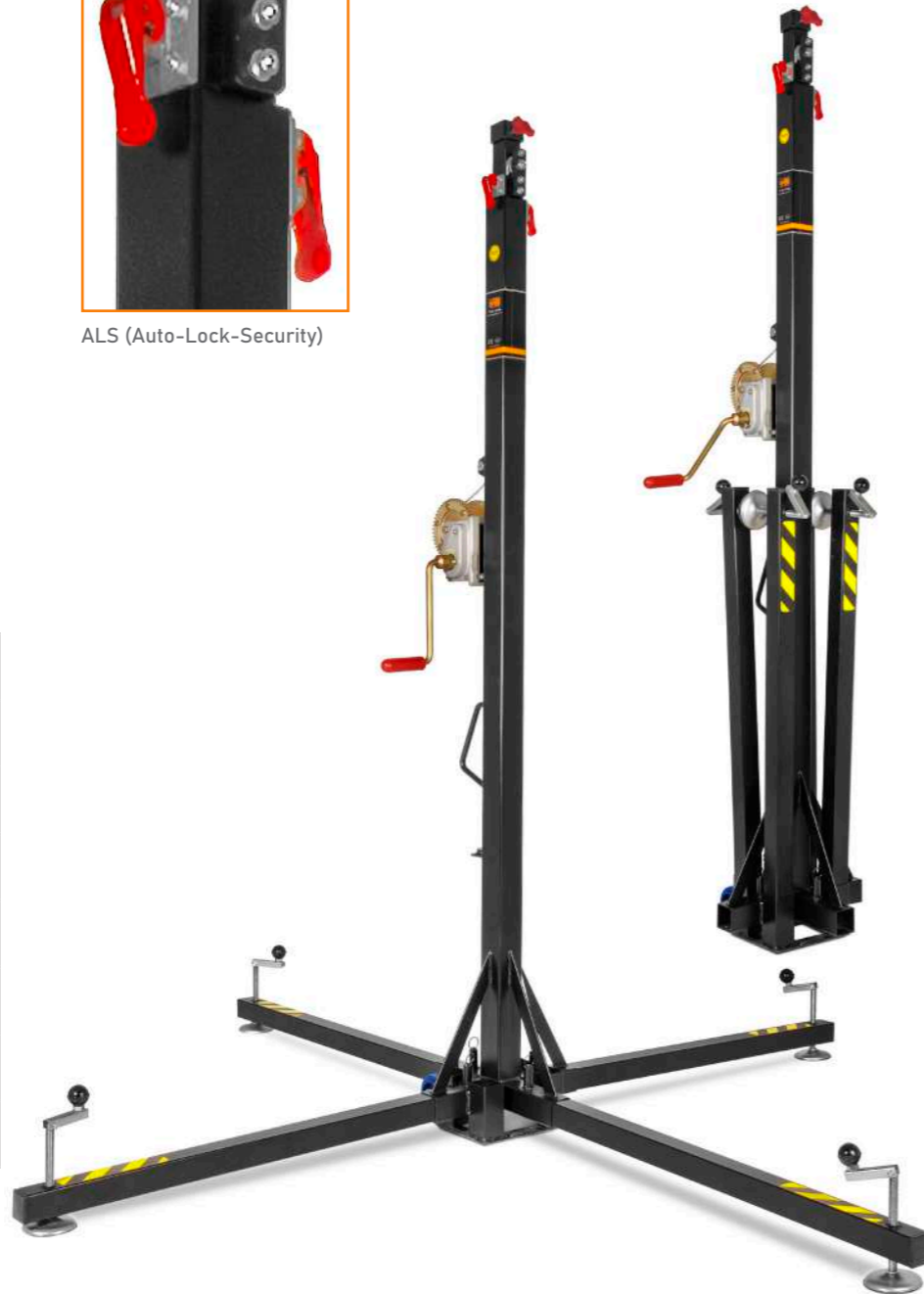
Maximum height <i>Altura máxima</i>	5 m	16.4'
Maximum load <i>Carga máxima</i>	125 kg	275 lb
Folded height <i>Altura plegada</i>	1.9 m	6.2'
Work surface <i>Superficie de trabajo</i>	2x2m	6.6x6.6'
Weight <i>Peso</i>	32 kg	71 lb
Winch <i>Cabrestante</i>	450 kg	990 lb
Safety <i>Seguridad</i>	ALS system	
Adaptor <i>Adaptador</i>	Ø35 mm PSU-06 / PSA-01	



CERTIFICATION
2006/42/CE



ALS (Auto-Lock-Security)



ALS (Auto-Lock-Security)



TE-064

The TE-064 is a telescopic Towerlift for heavy loads, designed for professional use and for any show where strength, security and ease of use are required.

The four sections of the TE-064 are operated with a steel cable through a manual winch with a disc brake. The sections remain automatically fixed to the required height by the locks of the exclusive ALS Auto Lock Security system. The ALS system fixes the sections to the required height, blocking the Towerlift and making it impossible for the load to fall. It guarantees complete working security on stage.

It has four stabilising legs that can be removed and come with adjustable disc feet, swivel wheels and a spirit level that helps to maintain the vertical position of the Towerlift.

Maximum height <i>Altura máxima</i>	5.35 m	17.5'
Maximum load <i>Carga máxima</i>	150 kg	330.7lb
Folded height <i>Altura plegada</i>	1.72 m	5.6'
Work surface <i>Superficie de trabajo</i>	2x2m	6x6'
Weight <i>Peso</i>	41 kg	90 lb
Winch <i>Cabrestante</i>	450 kg	990 lb
Safety <i>Seguridad</i>	ALS system	
Adaptor <i>Adaptador</i>	Ø35 mm PSU-034 / PSU-06 / PSA-01	



CERTIFICATION
2006/42/CE

TE-071

The TE-071 is a telescopic Towerlift for heavy loads, designed for professional use with a maximum load capacity of 220 kg and a good manoeuvrability thanks to its adjusted transport weight.

The four sections of the TE-071 are operated with a steel cable through a manual winch with a disc brake. The sections remain automatically fixed to required height by the locks of the exclusive ALS Auto Lock Security system. The ALS system fixes the sections to the required height, blocking the towerlift and avoiding the cable to support the load when operating. It makes it impossible for the load to fall and guarantees complete working security.

It has four stabilising legs that can be removed and come with adjustable disc feet, swivel wheels and a spirit level that helps to maintain the vertical position of the Towerlift.

Maximum height <i>Altura máxima</i>	5.35 m	17.5'
Maximum load <i>Carga máxima</i>	220 kg	485 lb
Folded height <i>Altura plegada</i>	1.73 m	5.7'
Work surface <i>Superficie de trabajo</i>	2.1x2.1m	6.8x6.8'
Weight <i>Peso</i>	71 kg	157 lb
Winch <i>Cabrestante</i>	450 kg	990 lb
Safety <i>Seguridad</i>	ALS system	
Adaptor <i>Adaptador</i>	Ø35 mm PSU-06 / PSA-01	



CERTIFICATION
2006/42/CE



ALS (Auto-Lock-Security)



ALS (Auto-Lock-Security)



TE-074

The TE-074 is a telescopic Towerlift for heavy loads, designed for professional use and for any show where strength, security and ease of use are required.

The four sections of the TE-064 are operated with a steel cable through a manual winch with a disc brake. The sections remain automatically fixed to the required height by the locks of the exclusive ALS Auto Lock Security system. The ALS system fixes the sections to the required height, blocking the Towerlift and making it impossible for the load to fall. It guarantees complete working security on stage.

It has four stabilising legs that can be removed and come with adjustable disc feet, swivel wheels and a spirit level that helps to maintain the vertical position of the Towerlift.

Maximum height <i>Altura máxima</i>	5.35 m	17.5'
Maximum load <i>Carga máxima</i>	250 kg	551lb
Folded height <i>Altura plegada</i>	1.74 m	5.7'
Work surface <i>Superficie de trabajo</i>	2.1x2.1m	6.8x6.8'
Weight <i>Peso</i>	91 kg	200 lb
Winch <i>Cabrestante</i>	900 kg	1984 lb
Safety <i>Seguridad</i>	ALS system	
Adaptor <i>Adaptador</i>	Ø55 mm PSU-074 / PSA-02	



CERTIFICATION
2006/42/CE

TE-076

The TE-076 is a telescopic Towerlift for heavy loads, designed for professional uses where a height of more than 6m is required.

The five sections of the TE-076 are operated with a steel cable through a manual winch with a disc brake. The sections remain automatically fixed to required height by the locks of the exclusive ALS Auto Lock Security system. The ALS system fixes the sections to the required height, blocking the Towerlift and avoiding the cable to support the load when operating. It makes it impossible for the load to fall and guarantees complete working security. It has four stabilising legs that can be removed and come with disc feet, swivel wheels and a spirit level that helps to maintain the vertical position of the Towerlift.



ALS (Auto-Lock-Security)



Maximum height <i>Altura máxima</i>	6.5 m	21.3'
Maximum load <i>Carga máxima</i>	220 kg	485 lb
Folded height <i>Altura plegada</i>	1.83 m	6'
Work surface <i>Superficie de trabajo</i>	2.4x2.4m	7.8x7.8'
Weight <i>Peso</i>	95 kg	209 lb
Winch <i>Cabrestante</i>	450 kg LONG HANDLE	990 lb
Safety <i>Seguridad</i>	ALS system	
Adaptor <i>Adaptador</i>	Ø35 mm PSU-06 / PSA-01	



CERTIFICATION
2006/42/CE



ALS (Auto-Lock-Security)



TE-086

The TE-086 lifting tower is the most powerful of the telescopic series, able to lift 300kg to 6.5m in height. It has five large profiles which gives an incomparable resistance and stability to any other tower of its class. It has a larger winch with a high resistant, anti-torsion steel cable and is guided through reinforced pulleys.


The TE-086 is very easy to move with its 4 rotating wheels, and the possibility of installing the RH-1 transport kit, to lay it horizontally and make the transport in vans, trucks, etc. easier. It also has 4 powerful stabilizers in the legs, to level the tower in terrain with a certain slope. The TE-086 features automatic ALS locks, patented by VMB, that guarantee safety in the lifter.

A wide range of accessories are also available.

Maximum height <i>Altura máxima</i>	6.5 m	21.3'
Maximum load <i>Carga máxima</i>	300 kg	661lb
Folded height <i>Altura plegada</i>	1.87 m	6.1'
Work surface <i>Superficie de trabajo</i>	2.3x2.3m	7.5x7.5'
Weight <i>Peso</i>	129 kg	284 lb
Winch <i>Cabrestante</i>	900 kg	1984 lb
Safety <i>Seguridad</i>	ALS system	
Adaptor <i>Adaptador</i>	Ø50 mm PSU-086	



CERTIFICATION
2006/42/CE



The profiles automatically rise in sequence thanks to the SRS (Sequence Retainer System).

TL-054

Lifter made with structural steel base and 6082-T6 aluminum alloy for the sections. Designed to lift heavy loads from the ground, and keep them at high altitudes. This lifting tower is very compact and easy to handle, it has 4 swivel castors on the base and can fit through a door. Powerful stabilizers in the legs, to level the lifter in difficult terrains, with slight slope. Black finish, with epoxy powder paint offering great resistance. It has two adjustable steel load forks that support the load, either supported on top of it, or hung underneath. The TL-054 features the inertial pendulum ILS safety system. It also has the special SRS Retentor system, patented by VMB, which guarantees that the towerlift's aluminum sections will rise in order, and most importantly: automatically.

Maximum height <i>Altura máxima</i>	5.45 m	17.8'
Maximum load <i>Carga máxima</i>	220 kg	485lb
Folded height <i>Altura plegada</i>	1.7 m	5.6'
Work surface <i>Superficie de trabajo</i>	2x2m	6x6'
Weight <i>Peso</i>	87 kg	191 lb
Winch <i>Cabrestante</i>	900 kg	1984 lb
Safety <i>Seguridad</i>	(ILS) Inertia Lock System	
Adaptor <i>Adaptador</i>	Forks 54.5cm included	

CE  CERTIFICATION 2006/42/CE
DEKRA CERTIFICATION BGV C1

TL-056

Lifter made with structural steel base and 6082-T6 aluminum alloy for the sections. Designed to lift heavy loads from the ground, and keep them at high altitudes.

This lifting tower is very compact and easy to handle, it has 4 swivel castors on the base and can fit through a door.

Powerful stabilizers in the legs, to level the lifter in difficult terrains, with slight slope.

Black finish, with epoxy powder paint offering great resistance.

It has two adjustable steel load forks that support the load, either supported on top of it, or hung underneath.

One of the most used accessories, for example, is the RH-2 transport kit, which serves to tilt the lifter, horizontally and make the transportation in vans, trucks, etc. easier.

The TL-056 features the inertial pendulum ILS safety system. It also has the special SRS Retentor system, patented by VMB,

Maximum height <i>Altura máxima</i>	6.5 m	21.3'
Maximum load <i>Carga máxima</i>	200 kg	441 lb
Folded height <i>Altura plegada</i>	1.98 m	6.5'
Work surface <i>Superficie de trabajo</i>	2x2m	6.6x6.6'
Weight <i>Peso</i>	94.5 kg	208 lb
Winch <i>Cabrestante</i>	900 kg	1984 lb
Safety <i>Seguridad</i>	(ILS) Inertia Lock System	
Adaptor <i>Adaptador</i>	Forks 54.5cm included	



The profiles automatically rise in sequence thanks to the SRS (Sequence Retainer System).

TL-063

The VMB TL-063 meets new requirements DIN 56950-3 and DGUV17 (former BGV-C1), this lifter includes the new systems, Cable Guide and Load Limit System (optional), it also includes a larger protective cover on the front.

The TL-063 is made with structural steel for the base and 5 sections of 6082-T6 aluminum alloy, and 1 more section for the lifting carriage. Designed to lift heavy loads from the ground, and keep them at high altitudes.

This lifting tower is very easy to handle, it has 4 swivel castors at the base and fits through a door. It has powerful stabilizers in the legs, to level the lifter in difficult terrains, with slight slope.



ALS (Auto-Lock-Security)
SRS (Sequence-Retainer-System)

Maximum height <i>Altura máxima</i>	6.3 m	20.66'
Maximum load <i>Carga máxima</i>	270 kg	595.3lb
Folded height <i>Altura plegada</i>	1.65 m	5.4'
Work surface <i>Superficie de trabajo</i>	2x2m	6x6'
Weight <i>Peso</i>	140 kg	308.7 lb
Winch <i>Cabrestante</i>	900 kg	1984 lb
Safety <i>Seguridad</i>	ALS system	
Adaptor <i>Adaptador</i>	Forks 54.5cm included	



CERTIFICATION
UNE 56950-3
DGUV17



CERTIFICATION
2006/42/CE

TL-075

Lifter made with structural steel base and 6082-T6 aluminum alloy for the sections. Designed to lift heavy loads from the ground, and keep them at high altitudes. This lifting tower is very compact and easy to handle, it has 4 swivel castors on the base and can fit through a door.

Powerful stabilizers in the legs, to level the lifter in difficult terrains, with slight slope. Black finish, with epoxy powder paint offering great resistance.

It has two adjustable steel load forks that support the load, either supported on top of it, or hung underneath.

One of the most used accessories, for example, is the RH-2 transport kit, which serves to tilt the lifter, horizontally and make the transportation in vans, trucks, etc. easier.

The TL-056 features the inertial pendulum ILS safety system. It also has the special SRS Retentor system, patented by VMB,

Maximum height <i>Altura máxima</i>	6.5 m	21.3'
Maximum load <i>Carga máxima</i>	300 kg	661 lb
Folded height <i>Altura plegada</i>	1.98 m	6.5'
Work surface <i>Superficie de trabajo</i>	2.2x2.2m	7.2x7.2'
Weight <i>Peso</i>	179 kg	395 lb
Winch <i>Cabrestante</i>	900 kg	1984 lb
Safety <i>Seguridad</i>	ALS system	
Adaptor <i>Adaptador</i>	Forks 74.5cm included	



ALS (Auto-Lock-Security)
SRS (Sequence-Retainer-System)



ALS (Auto-Lock-Security)
SRS (Sequence-Retainer-System)



TL-078

The TL-078 is a front load HEAVY DUTY Towerlift designed for professional uses where a height up to 8 m. is required.

It is built with five aluminium profiles and a lifting carriage that are guided along by nylon rollers.

The sections are operated with a steel cable through a manual winch with a disc brake. The profiles automatically block and fix in working position thanks to the ALS security system which guarantees the total security and reliability of the load. Once blocked the towerlift does not rely on the cable for any support. The profiles also automatically rise in sequence thanks to the SRS (Sequence Retainer System).

Maximum height <i>Altura máxima</i>	8 m	26.2'
Maximum load <i>Carga máxima</i>	280 kg	617lb
Folded height <i>Altura plegada</i>	1.98 m	6.5'
Work surface <i>Superficie de trabajo</i>	2.2x2.2m	7.2x7.2'
Weight <i>Peso</i>	203 kg	448 lb
Winch <i>Cabrestante</i>	900 kg	1984 lb
Safety <i>Seguridad</i>	ALS system	
Adaptor <i>Adaptador</i>	Forks 74.5cm included	



HDT-8

FRONT LOAD LIFTS

The HDT-8 (Heavy Duty Tower) has been designed to bear heavy loads of 350kg up to 8,2m with the biggest steel base of the TL Series lifting towers, and 6 sections of 6082-T6 aluminum alloy and the largest aluminum profile of the TL Series.

Designed to lift heavy loads from the ground, and keep them fix at high altitudes.

This lifting tower is very easy to drive with its 4 swivel castors, at the base, and 2 more swivel wheels on the front legs.

It has powerful stabilizers in the legs, to level the lifter in difficult terrains, with big slopes.

Black finish, with epoxy powder paint offering great resistance.

It has two adjustable steel load forks that support the load, either supported on top of it, or hung underneath.



Maximum height <i>Altura máxima</i>	8.2 m	26.9'
Maximum load <i>Carga máxima</i>	350 kg	772 lb
Folded height <i>Altura plegada</i>	1.98 m	6.5'
Work surface <i>Superficie de trabajo</i>	2.11x2.57m	7x8.4'
Weight <i>Peso</i>	232 kg	512 lb
Winch <i>Cabrestante</i>	1700 kg	3748 lb
Safety <i>Seguridad</i>	ALS system	
Adaptor <i>Adaptador</i>	Forks 74.5cm included	



ALS (Auto-Lock-Security)
SRS (Sequence-Retainer-System)



CE  CERTIFICATION
2006/42/CE
DEKRA
CERTIFICATION
BGV C1

TL-A150

The towerlift has been especially designed For small line arrays or any other light weight PA systems and unlike the other TL-A series lifts comes with 0.5m forks as opposed to 0.75m.

The TL-A150 body is comprised of four aluminium profiles which slide against each other, guided along by nylon rolls. The profiles raise via steel cable through an automatic brake manual winch.

Each one of the profiles is secured with an automatic inertia lock ILS that will lock the profile in a fixed and stable position in case the cable breaks.

The detailed design of the towerlift steel base has, for the first time, made it possible to load a Line Array directly next to the towerlift body without the outriggers getting in the way. The rear support bars as well as the frontal support affirm this towerlifts stability.



Maximum height <i>Altura máxima</i>	5.3 m	17.4'
Maximum load <i>Carga máxima</i>	150 kg	331lb
Folded height <i>Altura plegada</i>	1.54 m	5'
Work surface <i>Superficie de trabajo</i>	1.7x1.85m	5.6x6.1'
Weight <i>Peso</i>	107 kg	236 lb
Winch <i>Cabrestante</i>	450 kg	990 lb
Safety <i>Seguridad</i>	(ILS) Inertia Lock System	
Adaptor <i>Adaptador</i>	Forks 54.5cm included	



CERTIFICATION
2006/42/CE



The profiles automatically rise in sequence thanks to the SRS (Sequence Retainer System).

TL-A220

The TL-A220 towerlift has been designed for lifting line array audio systems from the ground and keep them fix at high altitude. It has 2 special aluminum straps fixed from the legs to the aluminum base section to reinforced the body of the lifter.

This lifting tower is very compact and easy to handle, it has 4 swivel wheels at the base. It fits through a door. It has powerful stabilizers in the legs, to level the lifter in difficult terrains, with slight slope.

Black finish, with epoxy powder paint to the oven, which offers great resistance (The towerlift can be painted in the desired color, under prior request).

It has two adjustable steel load forks that support the load, either supported on top of it, or hung underneath.

The TL-A220 features the ALS Red locks of VMB, which automatically blocks each section while lifting. And the inertial pendulum ILS safety system.



Maximum height <i>Altura máxima</i>	5.5 m	18'
Maximum load <i>Carga máxima</i>	220 kg	485 lb
Folded height <i>Altura plegada</i>	1.72 m	5.6'
Work surface <i>Superficie de trabajo</i>	2.1x1.6m	6.9x5.2'
Weight <i>Peso</i>	111 kg	244.7 lb
Winch <i>Cabrestante</i>	900 kg	1984 lb
Safety <i>Seguridad</i>	ALS system	
Adaptor <i>Adaptador</i>	Forks 74.5cm included	



CERTIFICATION
2006/42/CE



ALS (Auto-Lock-Security)
SRS (Sequence-Retainer-System)

TL-A300

The TL-A300 towerlift has been designed for lifting line array audio systems from the ground and keep them fix at high altitude.

It has 2 special aluminum straps fixed from the legs to the aluminum base section to reinforced the body of the lifter. The towerlift allows the Line Array to be situated at a half metre distance from the lift so as to achieve the required inclination of the cabinets and ensure perfect coverage.

The TL-A300 is designed to offer unprecedent front and lateral stability, guaranteeing fixed and safe positioning of the Line Array.

The TL-A300 can lift 300kg with the centre of gravity situated at 50cm from the towerlift profile. This means that the front of the Line Array can be at 1 metre from the Towerlift.

Maximum height <i>Altura máxima</i>	6 m	19.7'
Maximum load <i>Carga máxima</i>	300 kg	662lb
Folded height <i>Altura plegada</i>	1.58 m	5.2'
Work surface <i>Superficie de trabajo</i>	1.9x2.1m	6.2x6.9'
Weight <i>Peso</i>	165 kg	364 lb
Winch <i>Cabrestante</i>	900 kg	1984 lb
Safety <i>Seguridad</i>	ALS system	
Adaptor <i>Adaptador</i>	Forks 74.5cm included	



ALS (Auto-Lock-Security)
SRS (Sequence-Retainer-System)



TL-A400/8

The VMB TL-A400/8 meets new requirements DIN 56950-3 and DGUV17 (former BGV-C1), this lifter includes the new systems, Cable Guide and Load Limit System (optional), it also includes a larger protective cover on the front.

This lifting tower is very compact and easy to handle, it has 4 swivel wheels at the base. It fits through a door. It has powerful stabilizers in the legs, to level the lifter in difficult terrains, with slight slope.

Black finish, with epoxy powder paint to the oven, which offers great resistance.

It has two adjustable steel load forks that support the load, either supported on top of it, or hung underneath.

The TL-A400/8 features the ALS Red locks of VMB, which automatically blocks each section while lifting. And the inertial pendulum ILS safety system.

Maximum height <i>Altura máxima</i>	8.25 m	26.9'
Maximum load <i>Carga máxima</i>	400 kg	881.9 lb
Folded height <i>Altura plegada</i>	1.98 m	6.5'
Work surface <i>Superficie de trabajo</i>	2.57x2.1m	8.4x7'
Weight <i>Peso</i>	230 kg	507 lb
Winch <i>Cabrestante</i>	1200 kg	2646 lb
Safety <i>Seguridad</i>	ALS system	
Adaptor <i>Adaptador</i>	Forks 74.5cm reinforced included	



ALS (Auto-Lock-Security)
SRS (Sequence-Retainer-System)



TL-A500

The TL-A500 towerlift has been designed for lifting line array audio systems from the ground and keep them fix at high altitude. It has 2 special aluminum straps fixed from the legs to the aluminum base section to reinforced the body of the lifter.

This lifting tower is very compact and easy to handle, it has 4 swivel wheels at the base. It fits through a door.

It has powerful stabilizers in the legs, to level the lifter in difficult terrains, with slight slope.

Black finish, with epoxy powder paint to the oven, which offers great resistance (The towerlift can be painted in the desired color, under prior request).

It has two adjustable steel load forks that support the load, either supported on top of it, or hung underneath.



Maximum height <i>Altura máxima</i>	7 m	22.96'
Maximum load <i>Carga máxima</i>	500 kg	1102.3lb
Folded height <i>Altura plegada</i>	1.87 m	6.13'
Work surface <i>Superficie de trabajo</i>	2.57x2.12m	8.4x7'
Weight <i>Peso</i>	209 kg	460.7 lb
Winch <i>Cabrestante</i>	1200 kg	2646 lb
Safety <i>Seguridad</i>	ALS system	
Adaptor <i>Adaptador</i>	Forks 74.5cm reinforced included	



CERTIFICATION
2006/42/CE



ALS (Auto-Lock-Security)
SRS (Sequence-Retainer-System)





TE-30

The TE-30 lifting tower has been specially designed for elevating aluminum structures at a high altitude and keep them fixed. It also has several accessories for PA / Line Array audio systems.

Set with a steel base and 6082-T6 aluminum alloy truss sections connected to form the towerlift. It has 2 steel straps with clamps, which are fixed to the first aluminum truss section and the steel legs, which adds stability and strength to the main body.

This lift tower has 5 swivel castors in the base, for easy transport.

It has stabilizers in both legs and base, with non-slip rubber plates and threaded bolts, to level the tower in difficult terrain, with unevenness, and to ensure overall stability.

Maximum height <i>Altura máxima</i>	7 m	22.96'
Maximum load <i>Carga máxima</i>	500 kg	1102lb
Folded height <i>Altura plegada</i>	1.8 m	5.9'
Structure <i>Estructura</i>	30cm Square Truss	
Work surface <i>Superficie de trabajo</i>	2.8x2.8m	9.2x9.2'
Winch <i>Cabrestante</i>	1200 kg	2646 lb
Safety <i>Seguridad</i>	VMB Pin&Track Security Lock	
Adaptor <i>Adaptador</i>	SA-30 / SA-40 / SA-45	



TE-30M

Truss-Tower with square 30x30cm section and steel lifting carriage operated via electric hoist. Cushioned by the vertical tower structure it moves via nylon pulleys.

The Tower body is 6082-T6 aluminium and is constructed with tubular sections, 50 mm external diameter for the lifting sections and 16 mm exterior diameter for triangular bars.

The Towerlift is set on a solid steel base with twisting wheels for the transport and 4 stabiliser legs adjustable depending on work surface.

Maximum height <i>Altura máxima</i>	7 m	22.96'
Maximum load <i>Carga máxima</i>	750 kg	1653lb
Folded height <i>Altura plegada</i>	1.8 m	5.9'
Structure <i>Estructura</i>	30cm Square Truss	
Work surface <i>Superficie de trabajo</i>	2.8x2.8m	9.2x9.2'
Elevation <i>Elevación</i>	MOTOR Hoist	



GS-30

Truss-Tower with square 30x30cm section and steel lifting sleeveblock operated by electric chain motor. Cushioned by the vertical tower structure it moves via nylon pulleys.

The 30x30cm structure is 6082-T6 aluminium and is constructed with tubular sections, 50mm external diameter with 3.5mm thickness for the main lifting sections and 26mm exterior diameter with 3.5mm thickness for triangular bars. The fixing between sections is carried out with perforated plaques of the same material and fixed with M-16/8.8 screws.

Maximum height <i>Altura máxima</i>	12 m	39.4'
Maximum load <i>Carga máxima</i>	1500 kg	3307lb
Structure <i>Estructura</i>	30cm Square Truss	
Elevation <i>Elevación</i>	MOTOR Hoist	



GS-40


Truss-Tower with square 40x40cm section and steel lifting carriage operated by electric chain motor. Cushioned by the vertical tower structure it moves via nylon pulleys.

The 40 x 40 cm structure is 6082-T6 aluminium and is constructed with tubular sections, 50mm external diameter with 3.5 mm thickness for the main lifting sections and 26mm exterior diameter with 3.5 mm thickness for triangular bars.

The fixing between sections is carried out with perforated plaques of the same material and fixed with M-16/8.8 screws.

The Towerlift is set on a solid steel base with twisting wheels for the transport and 4 stabiliser legs adjustable depending on work surface.

Maximum height <i>Altura máxima</i>	14 m	45.9'
Maximum load <i>Carga máxima</i>	3000 kg	6614lb
Structure <i>Estructura</i>	40cm Square Truss	
Elevation <i>Elevación</i>	MOTOR Hoist	



PIRAM

The PIRAM Fly Array system has been originally designed to fly the VMB Lynx curvilinear array and is one of the best solutions for general Line array PA flying.

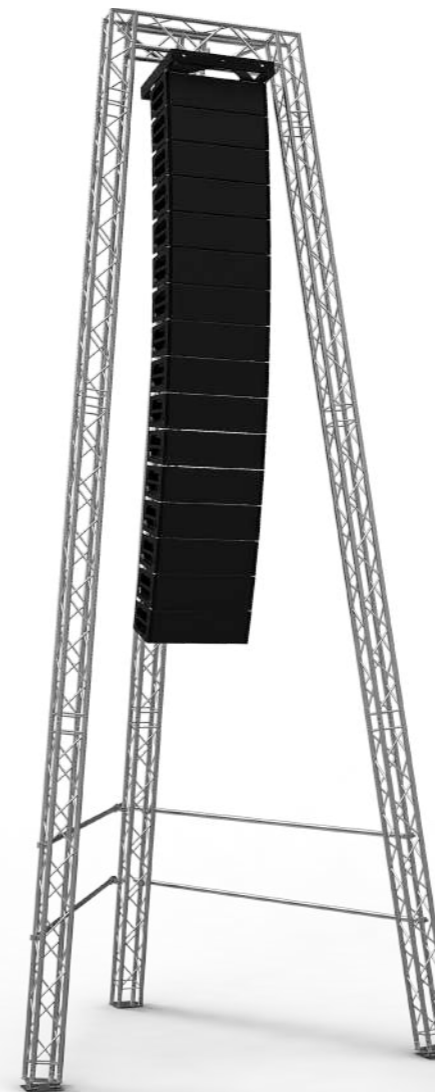
This new reliable and safe flying system offers excellent practical specifications: it is easy and quick to install, it takes little room for transport and it can lift up to 1000 kg loads to more than 10 meters high depending on the model.

With this new and original design (registered) VMB engineering is again leading the way.

The PIRAM towerlift responds to the needs of audio industry professionals all over the world and it is probably the best solution to fly line array systems.

PIRAM towerlifts are made entirely of 6082 T-6 aluminium. There are three different types of structures according to the loading capacity.

Using and assembling sections of 2 m or 3 m, you can reach a maximum 10 m height. Each flying towerlift is provided with articulated ground base plates for a perfect support and anchor points in their upper part to fix the lift supports. Equipments can be lifted with an electric hoist or a manual hand chain block with load lifting capacities adequate to each model.



Model <i>Modelo</i>	PIRAM 750/6		PIRAM 750/8		PIRAM 1T/8		PIRAM 1T/10	
Maximum height <i>Altura máxima</i>	6 m	19.7'	8 m	26.2'	8 m	26.2'	10 m	32.8'
Maximum load <i>Carga máxima</i>	750 kg	1654lb	750 kg	1654lb	1000 kg	2205lb	1000 kg	2205lb
Structure <i>Estructura</i>	25cm Triangular Truss		25cm Triangular Truss		29cm Square Truss		29cm Square Truss	
Work surface <i>Superficie de trabajo</i>	2.5x2.5m	8.2x8.2'	3.22x3.22m	10.6x10.6'	3.22x3.22m	10.6x10.6'	4.5x4m	14.7x13.12'





Top Load Lifts Accessories - TE Series

	PSU-034 Adjustable support for truss with U-piece and pin. Insertion Ø35 mm		PSA-01 Adjustable support for truss, with tilting alicraft grips. For towerlifts with insertion of Ø35 mm
	PSU-06 Adjustable support for truss with U-piece and pin. Insertion Ø35 mm		PSA-02 Adjustable support for truss, with tilting alicraft grips. For towerlifts with insertion of Ø55 mm
	PSU-074 Adjustable support for truss with U-piece and pin. Insertion Ø55 mm		PSA-03 Adjustable support for truss, with tilting alicraft grips. For towerlifts with insertion of Ø50 mm
	PSU-086 Adjustable support for truss with U-piece and pin. Insertion Ø50 mm		PSX-01 Adjustable 4 point alicraft support with insertion of Ø35 mm
	PSD-01 Flat truss support for towerlifts with insertion of Ø35 mm		PSX-02 Adjustable 4 point alicraft support with insertion of Ø55 mm
	SPK-35 Ø35 mm insertion for speaker placement		PSX-03 Flat truss support for towerlifts with insertion of Ø50mm

Top Load Lifts Accessories - TE Series


ACCESSORIES

		BT-06 Support bar with length of 1.89 m. Suitable for all towerlifts with insertion of Ø35 mm	
		BT-07 Support bar with length of 1.89 m. Suitable for all towerlifts with insertion of Ø55 mm	
		BT-08 Support bar with length of 1.89 m. Suitable for all towerlifts with insertion of Ø50 mm	
	SPG-3529 Adaptor for Spigot with insertion of 29mm. Suitable for towerlift insertion of Ø35 mm		SPG-5529 Adaptor for Spigot with insertion of 29mm. Suitable for towerlift insertion of Ø55 mm
	SPG-5029 Adaptor for Spigot with insertion of 29mm. Suitable for towerlift insertion of Ø50 mm		SPG-5535 Adaptor for Spigot with insertion of 35mm. Suitable for towerlift insertion of Ø55 mm
	SPG-5035 Adaptor for Spigot with insertion of 35mm. Suitable for towerlift insertion of Ø50 mm		CB-600 Lifting Audio P.A. kit (subwoofer enclosure)

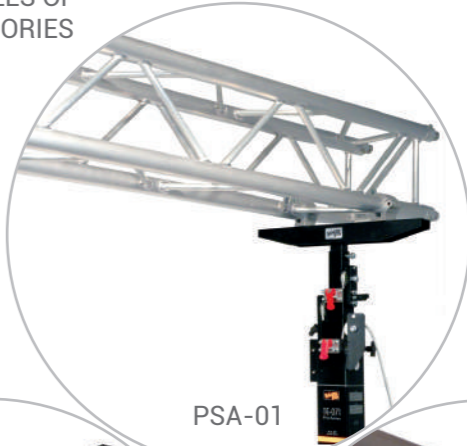
	AT-01 Aircraft, suitable for towerlifts with insertion of Ø35 mm		AT-03 Aircraft, suitable for towerlifts with insertion of Ø50 mm
	AT-02 Aircraft, suitable for towerlifts with insertion of Ø55 mm		RH-1 Transport kit TE Series TE-071, TE-074, TE-076, TE-086

ACCESSORIES


EXAMPLES OF ACCESSORIES



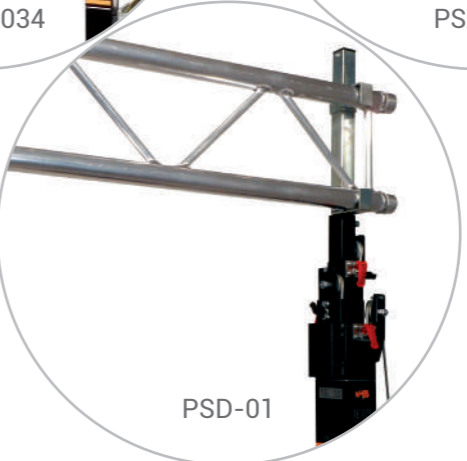
PSU-034



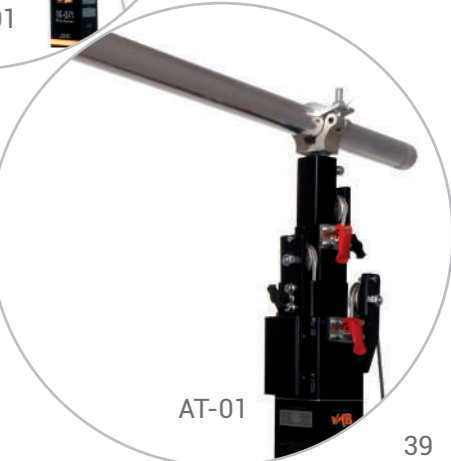
PSA-01



PSX-01










PSD-01



AT-01

Front Load & L.A. Lifts Accessories - TL&TL-A Series

ACCESSORIES

	FAS-01 Special support to lift PA systems with the forks		PS-360 U piece for any load position. Multiply points 360°
	FAS-02 Special support to lift PA systems with the forks		PS-1TR U piece for transverse load
	BC-075 TL series load fork		PS-2TR U piece for transverse load
	BC-075L TL series load long fork		PR-01 Angle support for FAS-01 & FAS-02
	BC-A450 TL series long load fork reinforced		GS-PRO 3250kg TL-A shackle (5/8)

	RH-2 Transport kit for TL-054, TL-056 & TL-A220
	RH-4 Transport kit for TL-075, TL-078
	RH-5 Transport kit for HDT-8, TL-A500
	RH-63 Transport kit for TL-063
	RH-400/8 Transport kit for TL-A400/8

ACCESSORIES

Towerlift Comparative Chart | Tabla comparativa Torres Elevadoras

Serie	Reference	Max. Load		Max. Height		Folded Height		Weight	
		kg	lb	m	ft	m	ft	kg	lb
TP Series	TP-20	100	220	3	9.84	1.42	4.66	15	33
TE Top Load Series	TE-034	125	275	3.8	12.5	1.26	4.1	21	47
	TE-046	150	331	4.6	15.1	1.63	5.35	31	68
	TE-06	125	275	5	16.4	1.9	6.2	32	71
	TE-064	150	331	5.35	17.5	1.72	5.6	41	90
	TE-071	220	485	5.35	17.5	1.73	5.7	71	157
	TE-074	250	551	5.35	17.5	1.74	5.7	91	200
	TE-076	220	485	6.5	21.3	1.83	6	95	209
	TE-086	300	661	6.5	21.3	1.87	6.1	129	284
TL Front Load Series	TL-054	220	485	5.45	17.8	1.7	5.6	87	191
	TL-056	200	441	6.5	21.3	1.98	6.5	94.5	208
	TL-063	270	595	6.3	20.66	1.65	5.4	140	309
	TL-075	300	661	6.5	21.3	1.98	6.5	179	395
	TL-078	280	617	8	26.2	1.98	6.5	203	448
	HDT-8	350	772	8.2	26.9	1.98	6.5	232	512
TL-A Line Array Series	TL-A150	150	331	5.3	17.4	1.54	5	150	236
	TL-A220	220	485	5.5	18	1.72	5.6	111	245
	TL-A300	300	661	5.8	19	1.58	5.2	165	364
	TL-A400/8	400	882	8.25	26.9	1.98	6.5	230	507
	TL-A500	500	1102	7	22.96	1.87	6.13	209	461





Pro Lifts S.L.
C/Ciudad de Barcelona 19
Pol. Ind. Fuente del Jarro
46988 Paterna · Valencia
Spain
Tel. +34 96 111 23 43
info@prolifts.es
www.vmb.es